




SWEDISH
VETERINARY
AGENCY

EURL-Campylobacter work programme 2025-2027 and closing remarks

EURL-Campylobacter workshop 2024
Hanna Skarin EURL-Campylobacter, 22 October



Co-funded by the European Union. Views and opinions expressed are however those of the authors only and do not necessarily reflect those of the European Union or the European Health and Digital Executive Agency (HaDEA). Neither the European Union nor HaDEA can be held responsible for them.



Photo: Linda Svensson, SVA

Content

- 01** **EURL-*Campylobacter* work programme 2025-2027**
- 02** **Upcoming network activities 2024/2025**
- 03** **Summary from discussions**
- 04** **Last minute info/reminders**



Photo: Linda Svensson, SVA

01 The EURL-*Campylobacter* work programme 2025-2027

- The EURL-*Campylobacter* work programme for 2025-2027 was submitted before the deadline in September 2024
- Currently under evaluation
- Grant agreements are expected to be prepared before April 2025



Photo: Linda Svensson, SVA

The EURLs work programme 2025-2027


- Template for the EURLs work programmes, follows Regulation (EU) 625/2017, Article 94 'Responsibilities and tasks of European Union reference laboratories'.
- Main responsibilities and tasks:
 - 1: To ensure availability and use of high-quality methods and to ensure high quality performance by NRLs
 - 2: To provide scientific and technical assistance to NRLs
 - 3: To provide scientific and technical assistance to the European Commission and other organisations
 - 4: Reagents and reference collections



The EURL-*Campylobacter* work programme 2025-2027

The EURL-*Campylobacter* work programme for 2025-2027 has been divided into 6 sub-activities:

- 1: Proficiency tests
- 2: Methods for laboratory analysis
- 3: Annual workshop
- 4: Scientific and technical assistance to the NRLs
- 5: Scientific and technical assistance to the European Commission and other organisations
- 6: Reference collection



1. Proficiency tests

- Objectives: To assess and harmonise the performance of NRLs regarding analysis of *Campylobacter*.
- Organisation of PTs
 - 1: PT for enumeration of *Campylobacter*(annually)
 - 2: PT for detection of *Campylobacter*(annually)
 - 3: PT for WGS and sequence analysis (2026)
 - * Assess sequence quality and performance on sequence analysis
- Results and follow-up of PTs
 1. Results reported in two steps
 - * Preliminary report and discussion at workshop
 - * PT reports - published on the website
 - * Follow up: communication, offer new PT, training course, visit




Photo: Linda Svensson, SVA

2. Methods for laboratory analysis

- Objectives: To evaluate methods of laboratory analysis and if necessary to improve or develop new methods for detection, identification and genotyping of *Campylobacter*. To provide NRLs with details and guidance about the methods
 - 1: Standardisation activities
 - 2: Enumeration, detection and identification of *Campylobacter*
 - 3: Measurement Uncertainty for quantitative determinations
 - 4: Genotyping methods
 - 5: Alternative methods




Photo: Linda Svensson, SVA

2.1. Standardisation activities

- Participate in relevant WGs and activities of ISO/TC34/SC9 and CEN/TC463, e.g.:
 - * ISO/TC34/SC9/WG2 'Statistics'. Assists other WGs with statistical expertise and responsible for ISO 19036 (MU).
 - * ISO/TC34/SC9/WG3 'Method validation'. Developments and amendments of parts of 16140 series.
 - * CEN/TC463/WG3 '*Campylobacter*'.
 - * Participate in plenary meetings
 - * General contribution by commenting and voting on other relevant standards



Foto: Linda Svensson, SVA

2.2. Enumeration, detection and identification of *Campylobacter*

- * 'Enrichment broth study' with the purpose to evaluate potential candidates to Preston broth
- * Validate ISO 10272-2 (and possibly ISO 10272-1) for 'broad range of foods'

2.3. Measurement Uncertainty

- * Maintain the EURLs WG for MU with EURL-*Campylobacter*, EURL-*Listeria monocytogenes* and EURL-CPS
- * Update the guide for implementation of ISO 19036
- * Cooperate with ISO/TC34/SC9 for an expansion of the database for matrix uncertainty and guidance on how to use the database



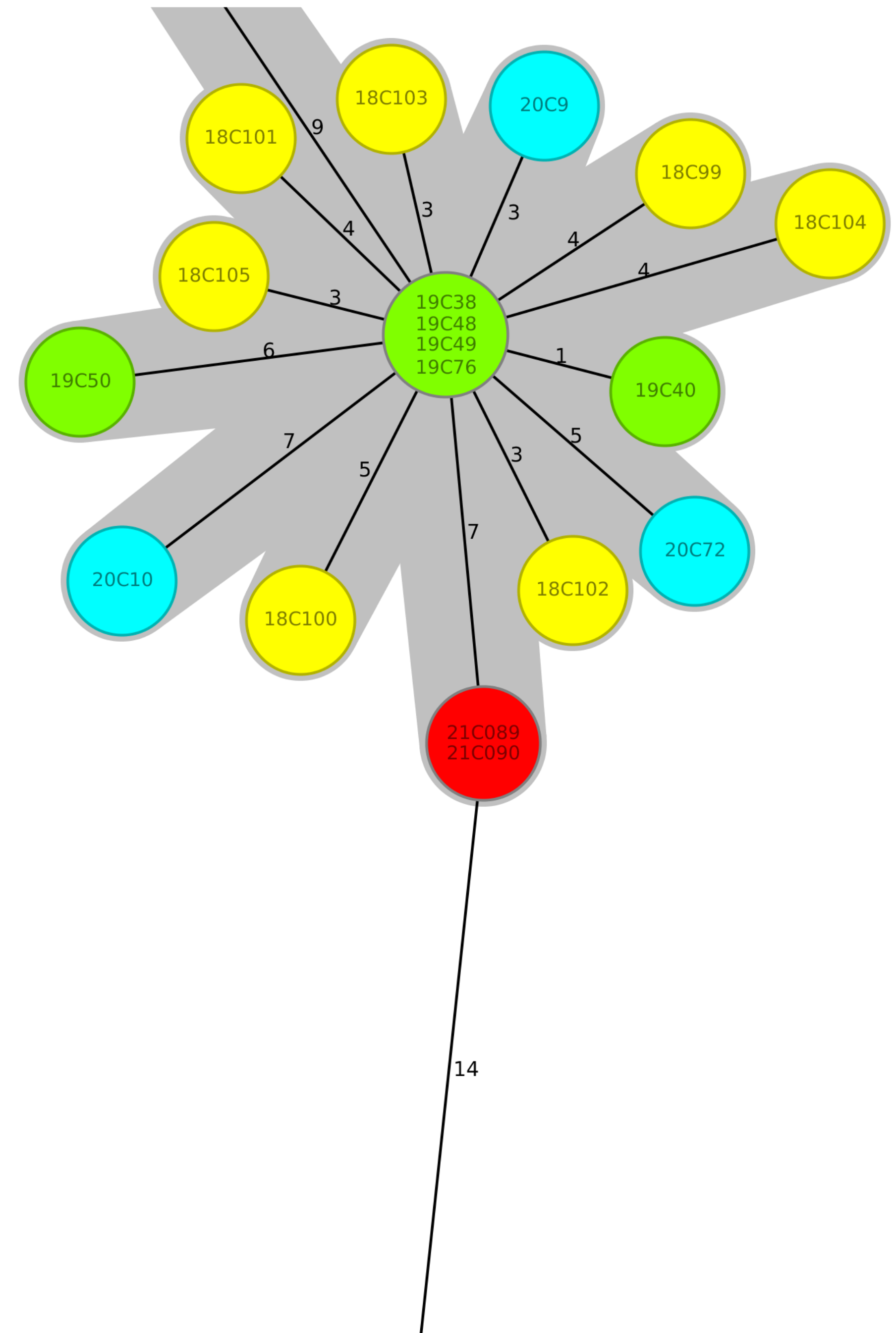
Photo: Linda Svensson, SVA

2.4. Genotyping methods

- * Stay updated with the field and if necessary, verify the outcome of different procedures for *Campylobacter*
- * Participate in the activities of the Inter-EURLs WG for NGS
 - * Task leader for 'Guidance document for cluster analysis of WGS data'.
 - * New documents (quality, accreditation..), dry-lab exercise

2.5. Alternative methods

- * Stay updated on alternative methods that are developed, and if necessary, on ad-hoc basis compare and evaluate different methods for laboratory analysis



3. Annual workshop

- Objectives: To provide NRLs and stakeholders with information on relevant national, Union and international activities related to *Campylobacter*, updates on the legislative framework, and a meeting-place to discuss scientific and technical matters.
 - * Online meeting in 2025 and 2027
 - * Face-to-face meeting in 2026
 - * All NRLs are invited and one NRL representative from each EU MS is expected to participate in the workshop
 - * A workshop report will be produced each year



Photo: Linda Svensson, SVA

4. Scientific and technical assistance to the NRLs

- Objectives: To provide NRLs with scientific and technical advice and hands-on-practice on reference methods and alternative methods for *Campylobacter* analyses.

* Ad hoc assistance:

♣ Communication

♦ Perform confirmatory testing of isolates

♥ Provide reference material of well characterized *Campylobacter* strains or DNA

♠ Ad-hoc training: webinar or study-visit

* Website: info from activities, instructions and protocols, contact list of NRLs

EURL-Campylobacter

Welcome to the website of the European Union reference laboratory (EURL) for *Campylobacter*.

On this website you will find information about the activities of the EURL-*Campylobacter*, conducted on behalf of the European Commission. The function of this website is primarily to provide information to the national reference laboratories (NRL's) in the European Member States but could also be useful for other laboratories that perform *Campylobacter* analyses.



The responsibilities and tasks of the EURL are stated in Article 94 of Regulation (EU) 2017/625. The main activities are:

- ▶ To ensure availability and use of high-quality methods and to ensure high quality performance by NRL's
- ▶ To provide scientific and technical assistance to NRLs
- ▶ To provide scientific and technical assistance to the European Commission and other organisations



Co-funded by the
European Union

5. Scientific and technical assistance to the European Commission and other organisations

- Objectives: To provide the European Commission, other EU agencies and laboratories in MS and third countries with scientific advice and support and to give technical assistance in the diagnosis of outbreaks
- Most advice and support is given on ad hoc basis, for example regarding:
 - * PHC of *Campylobacter* as described in regulation (EC) No 2073/2005
 - * Harmonised isolation of *C. jejuni* and *C. coli* for AMR monitoring
 - * EFSA/ECDC One Health WGS database
 - * Assist laboratories in MS in the diagnosis of *Campylobacter* outbreaks




Photo: Linda Svensson, SVA

6. Reference collection

- Objectives: To maintain and update the EURL reference collection of *Campylobacter* strains and other relevant strains used as reference materials in methods targeting *Campylobacter*.
 - * Reference collection: characterize strains to phenotype and genotype level.
 - * Stable reference material (RM): develop protocol for freeze-drying of strains. Production of RM for PTs and studies. Testing of stability during transport and long-term storage.
 - * Reference genomes: data collections from PTs (multiple data produced from the same strains). Reference genomes of strains used in PTs will be available.



Photo: Linda Svensson, SVA

02 Upcoming network activities 2024/2025

- Training courses:
 - * 'Enumeration, detection and species identification of *Campylobacter*(ISO 10272)'. SVA February 2025.
5 participants.
 - * Joint training of the Inter EURLs WG on NGS:
Introduction to bioinformatics for genomic data mining.
ANSES 2025. No dates yet. 3 participants per network.
 - * Joint training of the EURLs WG on MU. ANSES 2025?
 - * '*Campylobacter* WGS analysis', SVA 2025. No dates yet
(autumn). 8 participants.




Photo: Linda Svensson, SVA

02 Upcoming network activities 2024/2025

- Proficiency tests
 - * PT 39: Enumeration and voluntary species identification of *Campylobacter*- mandatory
 - * PT 40: Detection and species identification of *Campylobacter*- mandatory
 - * PT registration: December-January (deadline Feb 3)
 - * Dates for send-off: 17 March
 - * Last date to submit results: 25 April
 - * Preliminary reports sent out in June
 - * Final reports sent out before the end of 2025




Photo: Linda Svensson, SVA

02 Upcoming network activities 2024/2025

- Workshop
 - * Digital, 2 shorter days
 - * Dates? Proposal 7-8 October (30 September-1 Oktober)
 - * Host for EURL-*Campylobacter* workshop 2026 in central Europe?




Photo: Linda Svensson, SVA

03 Summary from discussions (day 1)

New regulation on WGS on foodborne outbreaks

- Currently 11 data providers to EFSA One Health WGS system within the network
- *Campylobacteris* planned to be implemented into the EFSA One Health System before end of 2025 (already in EpiPulse) with *Campylobacter jejuni/coli* cgMLST PubMLST v2 scheme
- Collection of *Campylobacter* isolates for sequencing should be done where they are associated with or suspected to be associated with a foodborne outbreak - this can be based on:
 - * surveillance data (peaks) of food or human cases, and/or
 - * epidemiological finding with multiple cases with same suspected source, and/or
 - * cluster detection (human and/or food isolates)
- Current issues to implement new regulation:
 - * time for accreditation of WGS (19/37)
 - * lack of staff trained in WGS (17/37)
 - * time for implementing WGS (13/37)
 - * collection of isolates (11/37) (also on human side)




Photo: Lena Skarin

03 Summary from discussions (day 1)

- Public Health EURL - FWD soon to be announced - should cooperate with corresponding EURLs on food/animals
- Cluster detection reveals (again) strong connections between chicken and human isolates - but also stable genotypes
- Guidance on evaluation of sequence quality is needed




Photo: Lena Skarin

04 Last minute information/reminders

- Workshop presentations will be posted on the EURL-*Campylobacter* website in the coming weeks.
- Let us know as soon as possible if you want to modify the version you have sent to us.
- A workshop report will be produced before end of November. Please provide us with an abstract of your presentation if you have not yet done so.
- Please fill in the evaluation of the workshop - you should have received a link through Questback and it will be open one week until Wednesday 30/10.




Photo: Lena Skarin

Travel safe!

hanna.skarin@sva.se

www.sva.se




Photo: Daniel Asplund, Destination Sigtuna



SWEDISH
VETERINARY
AGENCY